



Rhode Island Executive Office of Health and Human Services
3 West Road, Virks Building, Cranston, RI 02920

May 15, 2019

Dear Valued Partners;

As you are aware, the Rhode Island Executive Office of Health and Human Services has been continuing to implement EVV and is working toward the compliance date of 1/1/2020. We have held meetings with providers and the managed care organizations to outline the two options that will be available. Option one is the current EVV system. Option two is the Open EVV solution, which allows providers to contract with a vendor of their choice, who will submit verified visit data to an aggregator. Attached, please find the overview of the Aggregator system that was presented by Sandata during our latest meeting on April 30, 2019.

During this meeting, several requests were made to provide the aggregator technical specifications. As explained during the meeting, the Rhode Island specific business rules are being designed and reviewed this week and the Rhode Island specific technical specifications document should be out by the end of May 2019.

A request was made during our meeting to send the generic specifications, which are also attached.

Again, please be aware that these are **GENERIC** specifications only and contain no data related to Rhode Island business rules.

We appreciate and value your partnership and look forward to working with you to meet the requirements for Electronic Visit Verification in the most efficient way possible.

Sincerely,

Meg Carpinelli
Interdepartmental Project Manager-Systems
HIPAA Privacy and Security Officer
Executive Office of Health and Human Services



Sandata Technologies, LLC

We deliver solutions that provide end-to-end processing for all key operational functions.

Rhode Island Executive Office of Health & Human Services EVV Program Stakeholder Meeting Aggregator and 3rd Party EVV Process

April 30th, 2019 9AM-11AM

Agenda

- ✓ Introductions
- ✓ 21st Century Cures Mandate
- ✓ Sandata Aggregator
- ✓ 3rd Party EVV Testing Process
- ✓ Timeline
- ✓ Questions & Discussion

Introductions



EXECUTIVE OFFICE OF
Health & Human Services
State of Rhode Island

Sandata
TECHNOLOGIES

Rhode Island

Provider Community

21st Century Cures Act EVV Mandate



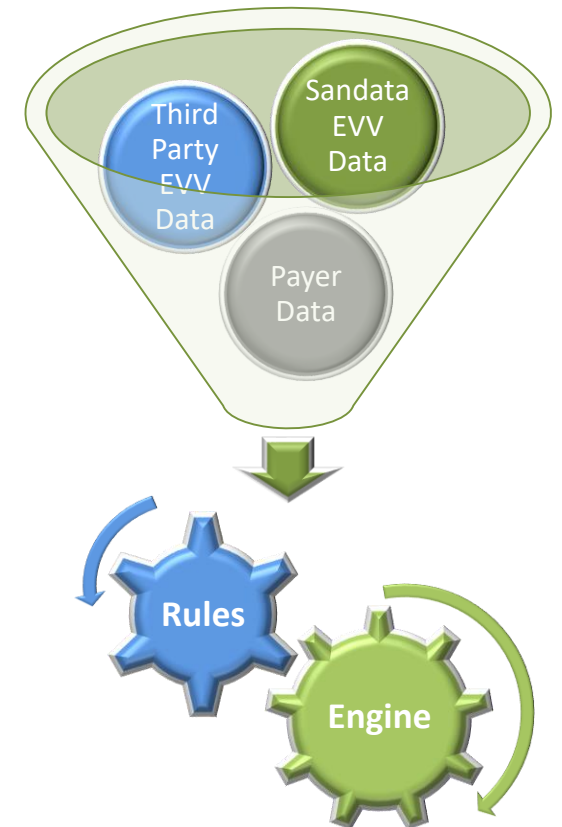
Directs States to require the use of an Electronic Visit Verification (“EVV”) system for Medicaid-provided personal care services and home health services.

States that do not require a system for personal care and home health services by the mandated dates will face an escalating reduction in FMAP funding.

Sandata Aggregator

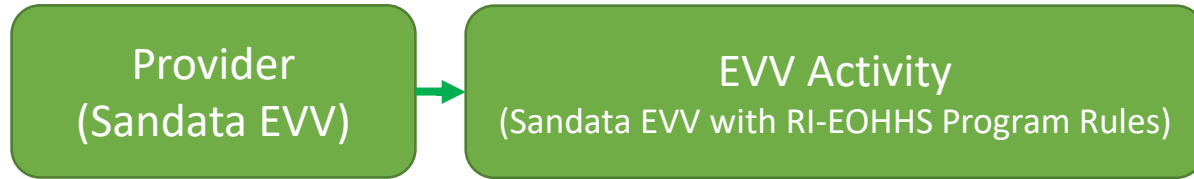
Product / Solution Overview

- All EVV data is integrated into single EVV Aggregator environment for the state of Rhode Island's EVV program
- **All third-party data is required to be aggregated per CMS guidelines (including Self-Directed)**
- Providers may choose to use their own third-party EVV systems
- Third-party providers receive access to Aggregator to monitor EVV data and run reports
- Supports overall program monitoring, reporting and analytics



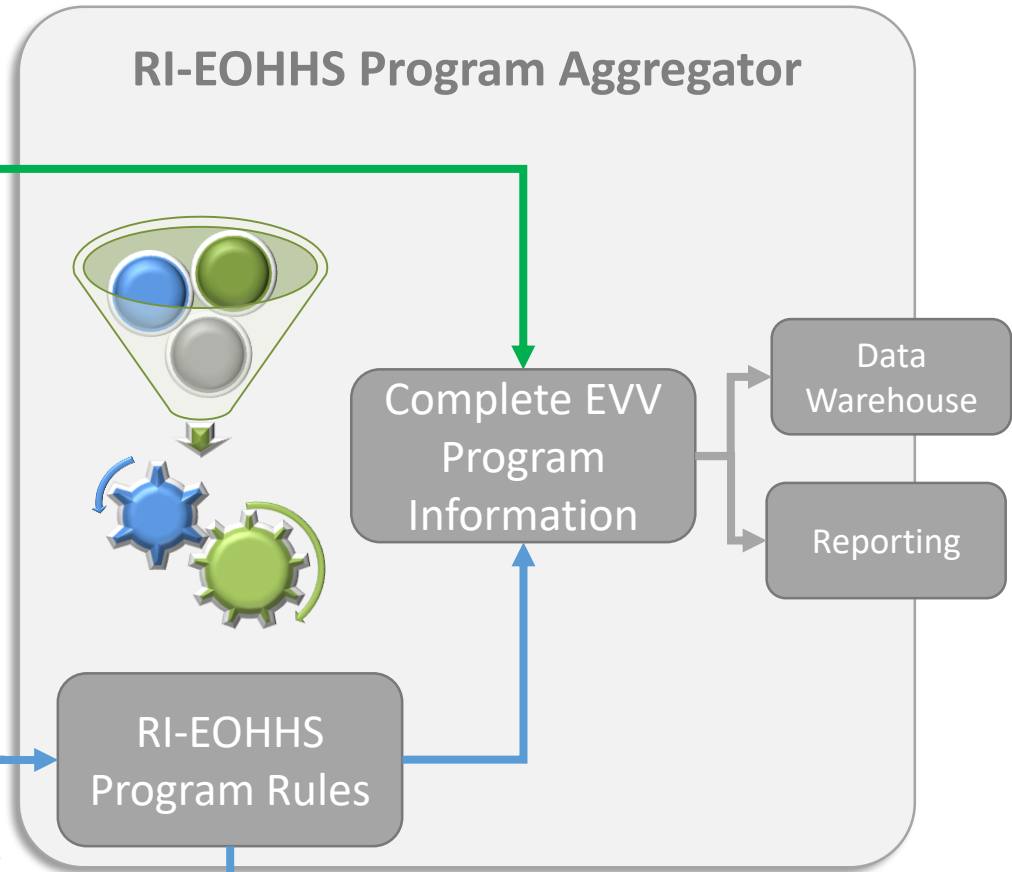
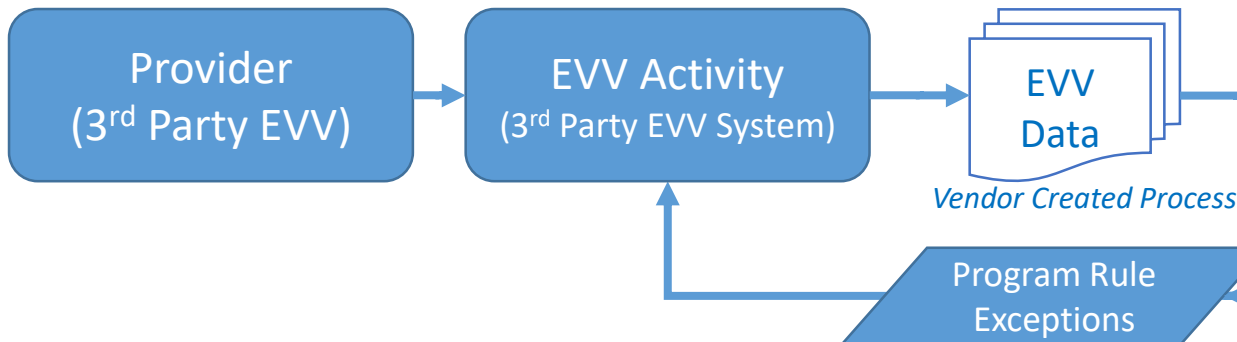
EVV Data Flow- Providers to Aggregator

Providers using Sandata EVV Systems:

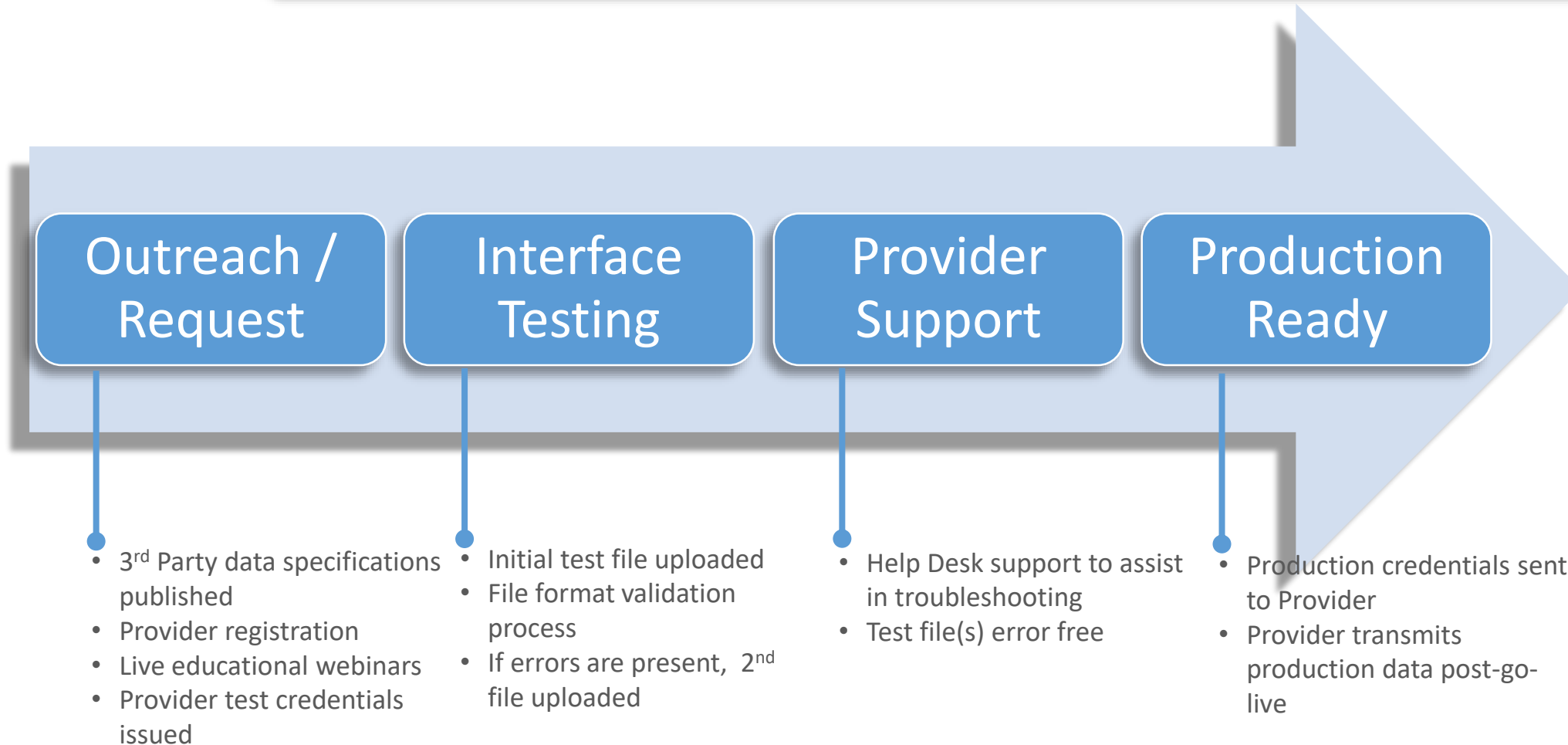


The Aggregator / 3rd Party EVV model allows providers to use the EVV system of their choice, and deliver EVV data that is consistent with the state's EVV program and policies.

Providers using other, 3rd Party EVV Systems:



Third Party EVV Implementation Process



Third Party EVV: Integration Vendors

Data Integration Expertise

- Over 90 interfaces in place, 50+ using the current Aggregator EVV system
- Experience includes:
 - Payers (States, MCOs, MMIS, Case Management Systems)
 - Providers
 - EVV Vendors
 - Agency Management Solutions

Data Interface process

- Sandata Standard Data Specifications
- Transmission to/from using SFTP, Web Services, or batch transfers of files
- Multiple data exchange formats, including XML, JSON, X12, Fixed Length File, CSV
- Data Encryption in transit and at rest
- Meet all HIPAA data security standards



Step 1: 3rd Party Interface Request

- The State may provide guidance on supported EVV systems (for policy compliance)
- Upon receipt of a provider's 3rd Party EVV request:
 - The State may review the request against their policies
 - Sandata will provide 3rd Party EVV Specifications
 - Sandata will provide 3rd Party EVV Testing Guide
- Sandata Provider Support will create an account to track and support the provider's 3rd Party Testing efforts.



Requirement Specification for
Receipt of Alternate Electronic Visit Verification
Systems Data (altEVV)
Part of the Open EVV Series of Interfaces
Version 7.1

Alternate EVV Data Collection System Interface

Testing Process

TESTING CHECKLIST / UUID CAPTURE

	TESTED	INITIALS
1		
2		
3		

Step 2: 3rd Party Interface Specifications and Testing

When the provider registers to use a 3rd Party EVV interface, they will get:

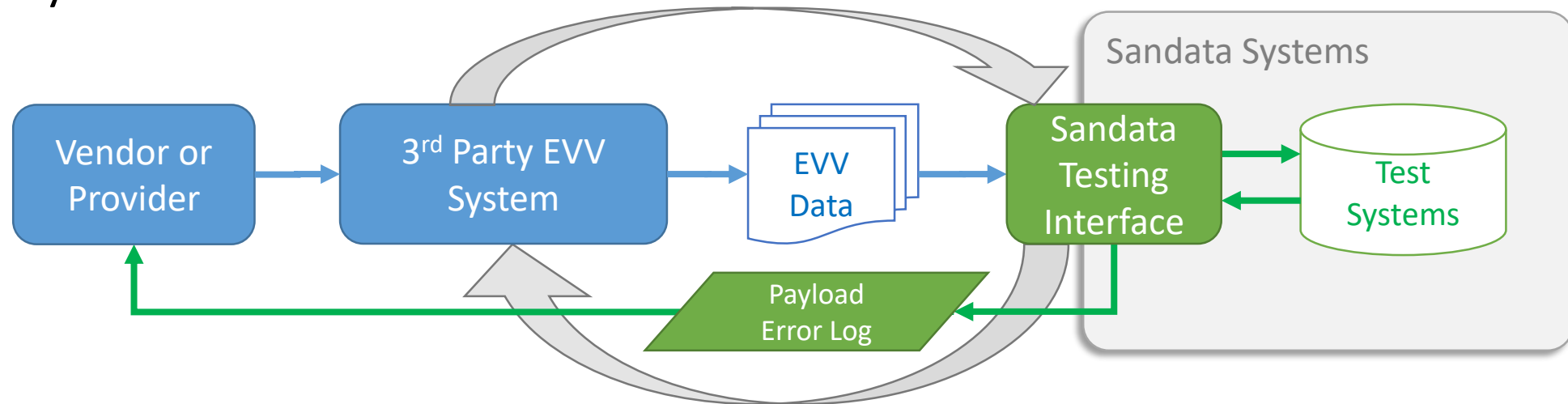
- **3rd Party EVV Specification & Addendums**- defines the format, layout and content parameters for the EVV data delivery.
- **Testing Guide & Checklist**- defines how testing of the interface occurs, testing scenarios to perform, and support the vendors and providers in the testing of their their data deliveries.
- **Support Information**- provide contact information for Sandata's technical interface support team for questions and issues.

When the provider and vendor are ready to begin testing their delivery:

- **Aggregator Testing Credentials**- provider-specific credentials for testing payload delivery and processing with the EVV Aggregator test environment.

3rd Party Interface Testing

- 3rd Party EVV Specification defines values and format to deliver to the RI-EOHHS Aggregator. Specification Addendums define the Rhode Island-specific values.
- Sandata provides a web-based interface for vendors and providers testing their 3rd Party interfaces.




- Once testing has completed, the provider delivers the completion form back to Sandata and the State for next steps.
- Each provider will need to have their interface tested (for details and variations).

Step 3: Production Credentials and Live Use

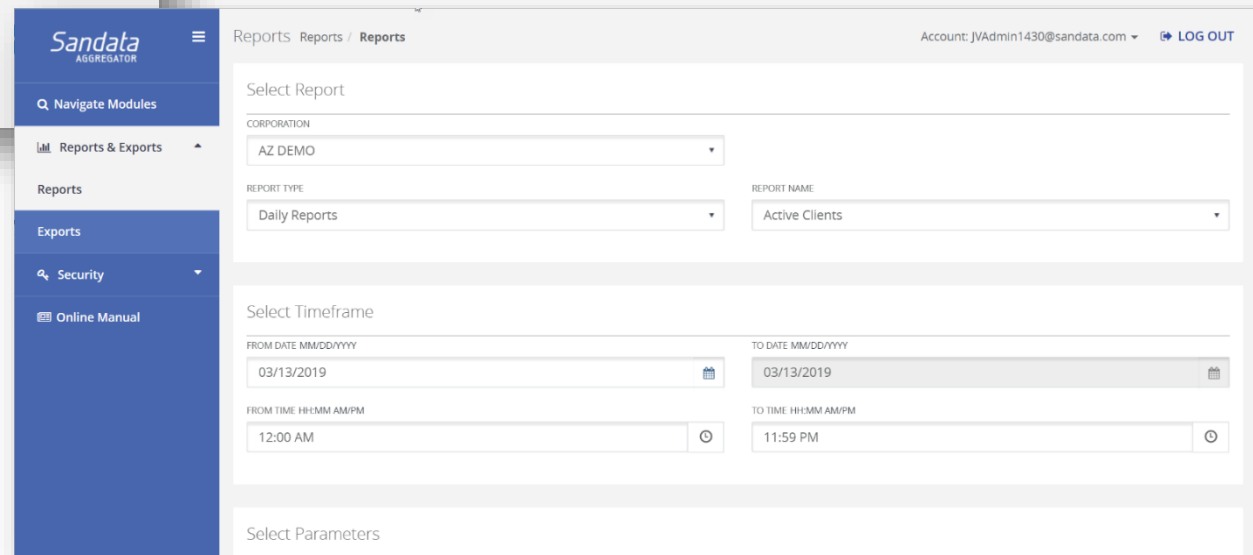
- The provider will receive their production credentials after:
 - Their 3rd Party EVV Interface testing for that provider is complete
 - The final results of the provider + vendor testing has been validated
 - The program's production systems and services are deployed
- Visit data is then delivered from the provider's EVV system to the State's Aggregator system, which will:
 - Accept the data delivery, checking it for format & structure
 - Evaluate that data against Cures compliance and state policies
 - Return a load results log back to the provider with the results
- Program policy exceptions may be viewed in the Aggregator Portal and resolved in the provider's EVV system.
- Frequency of data delivery will be based on state policy.

Sandata Aggregator Portal

- The RI-EOHHS EVV Program Aggregator will:
 - Consume EVV data from providers (Sandata and 3rd Party)
 - Apply RI-EOHHS policy rules to all incoming 3rd party EVV visits
- The Aggregator Portal allows 3rd Party EVV Providers to view any exceptions to state policy that are identified in their delivered visits.
- The providers would then correct those issues in their **own EVV systems**, and redeliver updated visit data to the Aggregator.
- Every provider will have their interface tested



The login page features the Sandata logo at the top. Below it are four input fields: AGENCY (containing 'STX'), USERNAME (with placeholder 'Enter Username'), PASSWORD (with placeholder 'Enter Password' and an eye icon), and a 'REMEMBER ME' checkbox. A blue 'LOGIN' button is positioned below the password field. At the bottom, there are links for 'Forgot Password?' and 'Privacy Policy', and a copyright notice for '© 2019 Sandata Technologies, LLC'.



The Reports page has a blue sidebar with navigation options: 'Navigate Modules', 'Reports & Exports', 'Reports', 'Exports', 'Security', and 'Online Manual'. The main content area is titled 'Reports' and includes a 'Select Report' section with dropdowns for 'CORPORATION' (AZ DEMO), 'REPORT TYPE' (Daily Reports), and 'REPORT NAME' (Active Clients). Below this is a 'Select Timeframe' section with date and time pickers. The date range is set to 03/13/2019, and the time range is from 12:00 AM to 11:59 PM. A 'Select Parameters' section is visible at the bottom.



Discussion & Questions

Any additional questions feel free to contact Meg Carpinelli
Email: Margaret.Carpinelli@ohhs.ri.gov